


ALICE IN LAPORTE COUNTY



2021 Point-in-Time Data

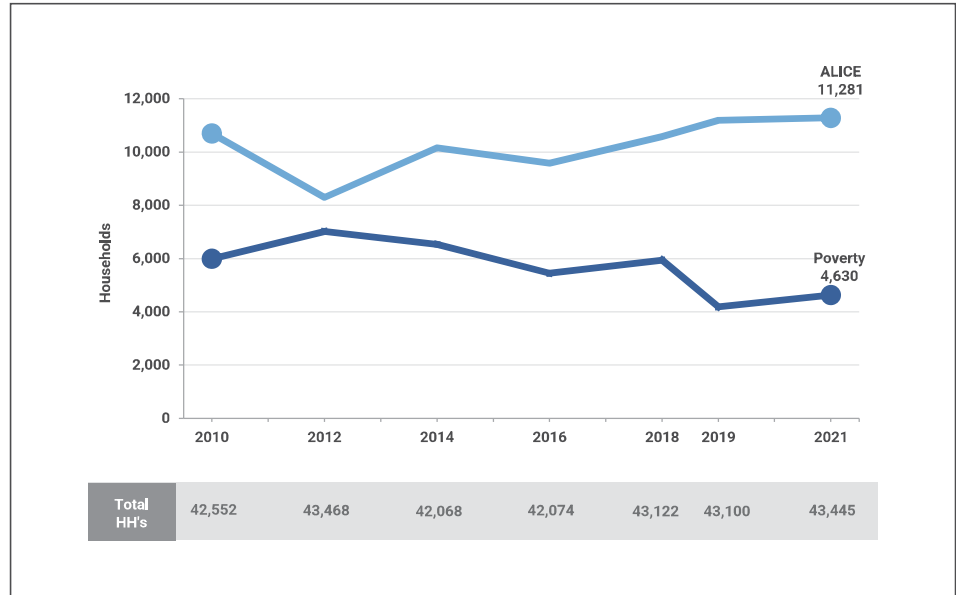
Population: 112,390 • **Number of Households:** 43,445 (1% change from 2019)
Median Household Income: \$63,714 (state average: \$62,743)
Labor Force Participation Rate: 55.3% (state average: 63.4%)
ALICE Households: 26% (state average: 27%) • **Households in Poverty:** 11% (state average: 12%)

Financial Hardship Changes Over Time

ALICE is an acronym for **A**sset **L**imited, **I**ncome **C**onstrained, **E**mloyed – households that earn more than the Federal Poverty Level, but less than the basic cost of living for the county (the ALICE Threshold). Households below the ALICE Threshold – ALICE households plus those in poverty – can't afford the essentials.

As circumstances change, households may find themselves below or above the ALICE Threshold at different times. While the COVID-19 pandemic brought employment shifts, health struggles, and school/business closures in 2021, it also spurred unprecedented public assistance through pandemic relief measures. In 2019, 15,382 households in LaPorte County were below the ALICE Threshold; in 2021 this number changed to 15,911, (a 3% change).

Households by Income, LaPorte County, 2010–2021



Note: See an interactive version of this data at UnitedForALICE.org/Indiana
 Sources: ALICE Threshold, 2010–2021; American Community Survey, 2010–2021

The Cost of Basics Outpaces Wages

The Household Survival Budget reflects the minimum cost to live and work in the modern economy and includes housing, child care, food, transportation, health care, a smartphone plan, and taxes. It does not include savings for emergencies or future goals like college or retirement. The Household Survival Budget is calculated at the county level and varies by household composition, as costs can vary greatly depending on location and household needs.

In 2021, household costs in LaPorte County were well above the Federal Poverty Level of \$12,880 for a single adult and \$26,500 for a family of four.

To see costs for different household compositions in LaPorte County, visit UnitedForALICE.org/Household-Budgets/Indiana

Household Survival Budget, LaPorte County, 2021

	SINGLE ADULT	2 ADULTS, 1 INFANT, 1 PRESCHOOLER
Monthly Costs and Credits		
Housing – Rent	\$351	\$474
Housing – Utilities	\$154	\$292
Child Care	–	\$1,201
Food	\$391	\$1,067
Transportation	\$331	\$808
Health Care	\$229	\$793
Technology	\$75	\$110
Miscellaneous	\$153	\$474
Tax Payments	\$264	\$963
Tax Credits	\$0	-\$1,201
Monthly Total	\$1,948	\$4,981
ANNUAL TOTAL	\$23,376	\$59,772
Hourly Wage*	\$11.69	\$29.89

*Wage working full-time required to support this budget
 For ALICE Survival Budget sources, visit UnitedForALICE.org/Methodology

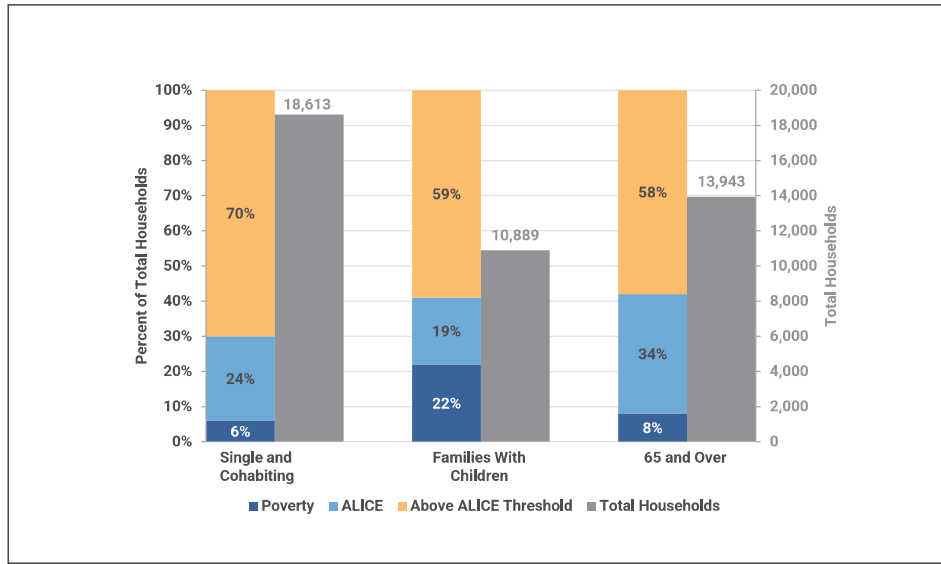
Financial Hardship is Not Evenly Distributed

Groups with the largest number of households below the ALICE Threshold tend to also be the largest demographic groups. However, when looking at the percentage of each group that is below the ALICE Threshold, some groups are more likely to be ALICE than others.

By addressing the disparities in financial hardship by county demographics, community members can move toward more equitable solutions.

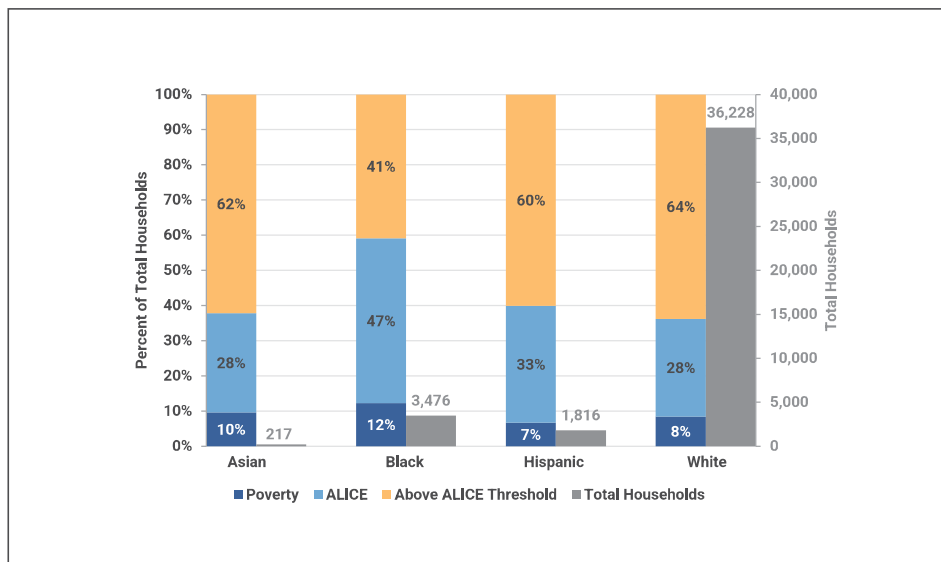
Visit UnitedForALICE.org/Indiana to view more national, state, and county data.

Household Financial Status by Household Type, LaPorte County, 2021



Source: ALICE Threshold, 2021; American Community Survey, 2021

Household Financial Status by Race/Ethnicity, LaPorte County, 2021



Note: All racial categories are for one race alone. Race and ethnicity are overlapping categories; the Asian and Black groups may include Hispanic households. The White group includes only White, non-Hispanic households. The Hispanic group may include households of any race.

Source: ALICE Threshold, 2021; American Community Survey, 2021

LaPorte County, 2021		
Town	Total Households	% ALICE & Poverty
Cass township	824	37%
Center township	10,285	43%
Clinton township	678	20%
Coolspring township	6,787	42%
Dewey township	393	50%
Galena township	838	20%
Hanna township	362	35%
Hudson township	740	27%
Kankakee township	1,592	29%
Lincoln township	690	23%
Michigan township	10,477	45%
New Durham township	1,700	29%
Noble township	574	13%
Pleasant township	1,387	38%
Prairie township	231	10%
Scipio township	2,148	32%
Springfield township	1,654	43%
Union township	787	43%
Washington township	478	37%
Wills township	616	14%

Note: Municipal-level data on this page is 5-year averages for Census County Subdivisions. Totals will not match county-level numbers because data is not available for the smallest County Subdivisions, and county-level data is often 1-year estimates.